

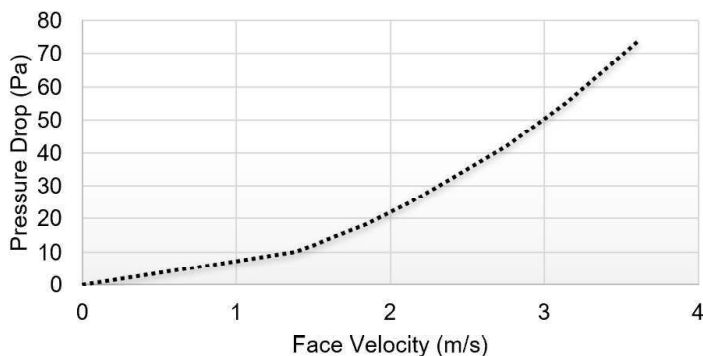
# VENTÜER TECHNICAL DATA SHEET

The Ventüer VL-50CM louvre system is a 50mm screening louvre that shares the same frame and concealed mullion support system as are used by the high performing VL-2SD & VL-3SD products. While it does not have a high level of rain defence, it does have a low pressure drop and is ideal for plant screens, exhaust louvres and inactive (blanked-off) sections of double and triple bank systems.

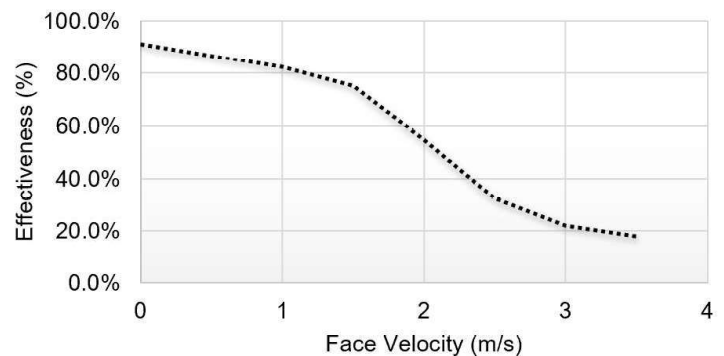


The tables below represent the VL-50CM performance results for water ingress and pressure drop when tested to BS/EN:13030. For more information and the Ventüer louvre calculator please visit [www.ventuer.co.nz](http://www.ventuer.co.nz)

### Pressure Drop



### Weathering Effectiveness



**VENTILATION LOUVRE**  
**VL-50CM**



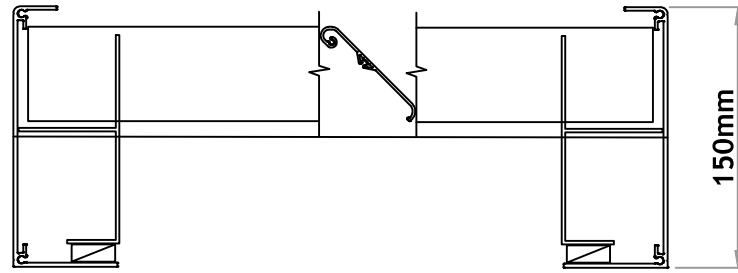
**VENTÜER**  
High-Performance Building Ventilation

P: +64 9 973 3616  
W: [ventuer.co.nz](http://ventuer.co.nz)  
© 2019 All rights reserved

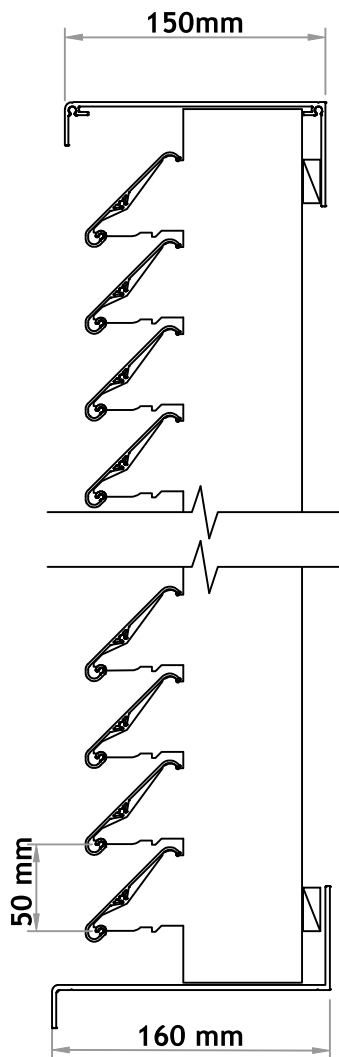
Scale: NTS  
Date: 26/03/2019

VL-50CM Ver.1


# VENTÜER TECHNICAL DATA SHEET



FLANGED FRAME - HORIZONTAL SECTION



FLANGED FRAME VERTICAL SECTION



VL-50CM HEAD FRAME



VL-50CM LOUVRE BLADE



VL-50CM SILL FRAME

**Free Area Percentage:**  
48% of Active Louvre Area

VENTILATION LOUVRE  
VL-50CM



**VENTÜER**  
High-Performance Building Ventilation

P: +64 9 973 3616  
W: ventuer.co.nz  
© 2019 All rights reserved

Scale: NTS  
Date: 26/03/2019

VL-50CM Ver.1